


Bounce the Ball

Name: _____


Class: _____

To do: Trace and color the notes and the treble clefs.



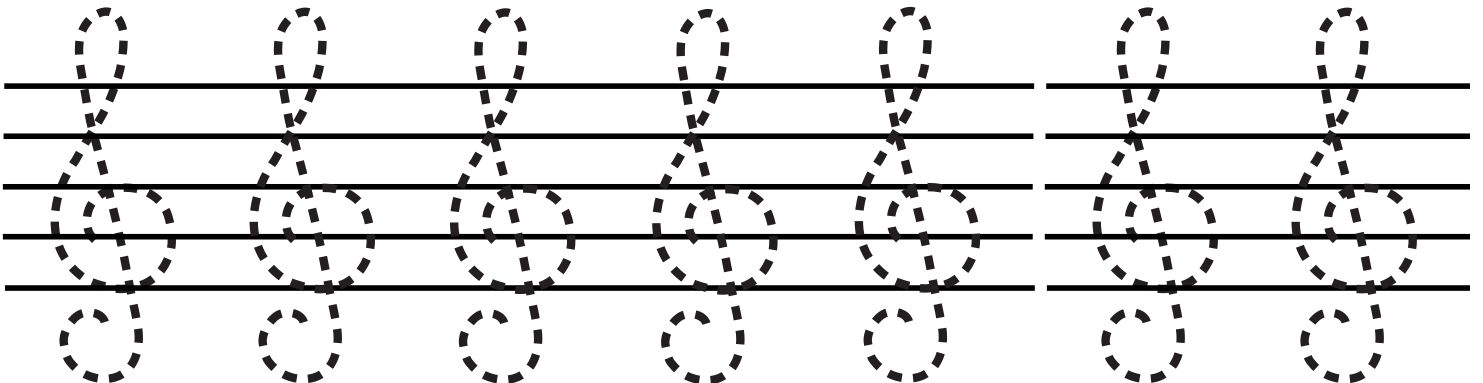
Bounce, bounce, bounce the ball.

A musical staff with a treble clef. The first measure contains two dotted quarter notes: 's' on the second line and 'l' on the first space. The second measure contains two dotted quarter notes: 's' on the second line and 's' on the first space. The third measure contains a dotted half note 'm' on the first space. The notes and the treble clef are dashed for tracing.



You must nev-er let it fall.

A musical staff with a treble clef. The first measure contains two dotted quarter notes: 's' on the second line and 's' on the first space. The second measure contains two dotted quarter notes: 'l' on the first space and 'l' on the first space. The third measure contains two dotted quarter notes: 's' on the second line and 's' on the first space. The fourth measure contains a dotted half note 'm' on the first space. The notes and the treble clef are dashed for tracing.



Tracing practice for treble clefs. The image shows two rows of musical staves. The first row contains seven dashed treble clefs for tracing. The second row contains seven dashed circles for tracing, positioned below the first row.