

Music lessons

Grade 3 - Lesson 9 (November Week 1)

**Save paper and ink! Just read the PDF and don't print it.
All the instructions are given in the module on
www.musicplayonline.com.**

Concepts: beat, 8th-16th notes, half and whole notes and rests, clarinet, listening, analyze, describe, mood, minor key, play along, low Ia and so

Objectives:

- I can sing and play with music
- I can listen to and reflect on music
- I can identify instrument families (woodwind)

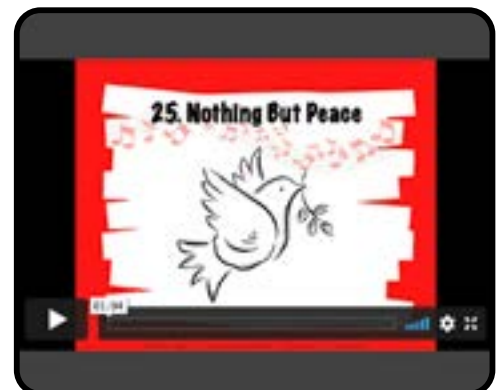
Songs/Activities:

- Learn to sing song #25. "Nothing But Peace"
 - listen, sing, play buckets/desk drum with the song
- 26. Remember Flanders Fields
 - listen, respond, sing
- Listen 3 #7: Tendre
 - complete listening log - learn about the clarinet, woodwind family

Teaching Procedure

Activity #1: Listen to and sing the song, "Nothing but Peace"

Listen to and sing the song, "Nothing but Peace"



Activity #2: Watch the video, then practice pattern 1 for "Nothing but Peace"

Use buckets or desks, and learn pattern 1 for "Nothing but Peace"

Use sticks or dowels if you have them. If not, use two markers or pens to play the patterns.

If using desks, the top = top of the desk
side = side of the desk
rim = edge of the desk
click = click sticks

Watch the video, then practice pattern one for "Nothing but Peace"

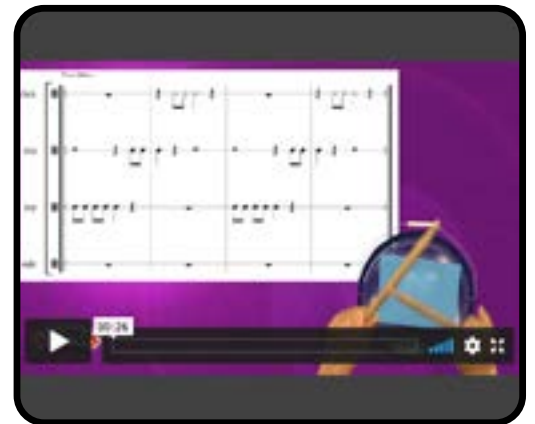
Practice several times, until you are confident.



Activity #3: Use buckets or desks, and practice pattern 2 for "Nothing but Peace"

Use buckets or desks, and learn pattern 2 for "Nothing but Peace"

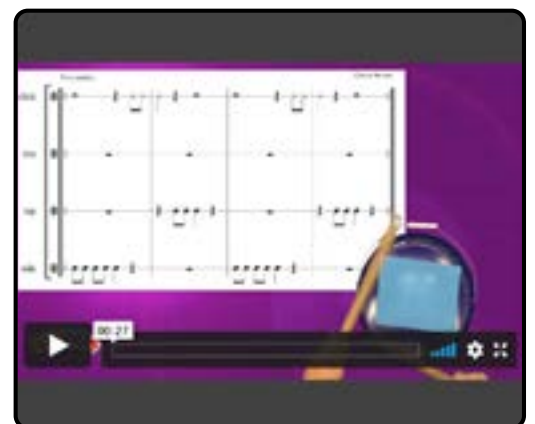
Watch the video, then practice the pattern.



Activity #4: Use buckets or desks, and learn pattern 3 for "Nothing but Peace"

Use buckets or desks, and learn pattern 3 for "Nothing but Peace"

Watch the video, then practice the pattern.



Activity #5: Play buckets with the entire song, "Nothing but Peace"

Play buckets with the entire song, "Nothing but Peace"



Activity #6: Listen to the song, "Remember Flanders Fields"

Listen to the song, "Remember Flanders Fields"

Discuss with the students what the song is about.

Ask students to tell

- how does the song make you feel?
- what do you think the song is about?
- On Nov. 11th, what do you do to show that remember our Veterans?"

Play the video again and sing along.



Activity #7: Play the Major Minor game

The song "Remember Flanders Fields" changes from a major key to a minor key.

Sing it again, and listen for the change in key.

Play the Major Minor game to practice hearing major and minor.

It's Game #10. There are two levels, so try level one first! It's tricky!

[Play Game #10 Major Minor](#)

Activity #8: Listen to the selection, "Tendre" and complete a listening log


Listen to the selection, "Tendre" and complete a listening log.

You can print the listening log from "supporting resources" or answer the questions on a piece of paper.



Activity #9: Watch the video to learn about the clarinet

Learn about the clarinet.



Teacher's Notes: