

Music lessons

Pre-K Lesson 9 - November Week 1

Save paper and ink! Just read the PDF and don't print it.
All the instructions are given in the module on
www.musicplayonline.com.

Concepts: beat, long short patterns, create rhythm patterns, echo song, expression

Objectives:

- I can sing and move to music
- I can play long/short patterns

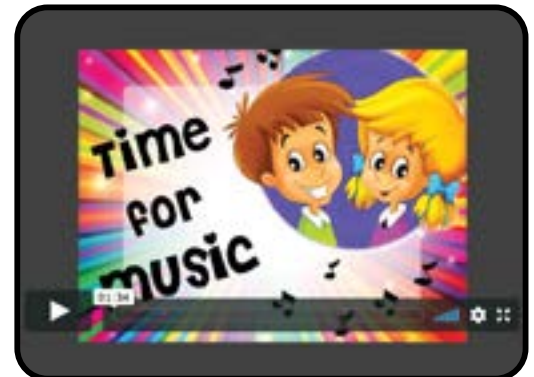
Song/Activities:

- Sing along with #1. "Time for Music"
- vocal warmup - Bobo
- Learn #37. "I Like Puppies"
- - make and play long/short lego patterns
- Learn #38. "Letter B, Bebop Bear"
- Sing echoes and move to #39. "Bear Hunt"
- 33. Bony Skeletons

Teaching Procedure

Activity #1: Sing our opening song, "Time for Music" and tap the beats at the end of each verse

Sing our opening song, "Time for Music" and tap the beats at the end of each verse



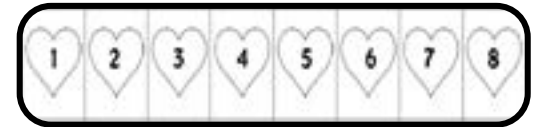
Activity #2: Tap the beats on the beat strip at the end of "Time for Music"

Tap the beats on the beat strip at the end of "Time for Music"

If your students can find a small toy, they could tap the toy on each beat.

When Artie Almeida has students use a toy or stuffed animal to keep the beat, she calls it a "beat buddy"

It's a fun manipulative for kids to use in keeping a beat.



Activity #3: Warm up your voices with Bobo

Warm up your voices with Bobo



Activity #4: Listen to the song, "I Like Puppies" and make all the animal sounds

Listen to the song, "I Like Puppies" and make all the animal sounds

If you have a stuffed animal or toy of a dog (puppy), cat, cow, and duck, create movement to the song with your stuffies.

Play the video again, and sing and move to the song.



Activity #5: Find long and short blocks or lego pieces


Which animal made a short sound? A puppy has a short bark.

Which animal made a long sound? The cow's moo is a long sound.

Find long and short blocks or lego pieces. Create patterns with your blocks.

Then perform the patterns with a short bark for the short blocks, and a long moo for the long blocks.

If you don't have blocks, draw long and short patterns.



Activity #6: Sing the Letter B song

Sing the Letter B song



Activity #7: Listen to "Bebop Bear"

Listen to "Bebop Bear"

Play the video again and sing along



Activity #8: Learn the movements for "Bebop Bear"

Watch the kids in the video do the movements for "Bebop Bear"

Sing and move to the song



Activity #9: Practice printing the letter B and draw things that start with B

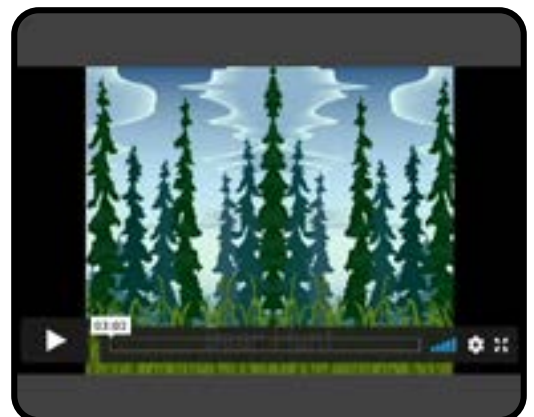
Practice printing the letter B and draw things that start with B

If you have a printer, you could print and color on the worksheet from supporting resources.
OR - save ink, and practice on a plain piece of paper.



Activity #10: Sing the echoes in the song, "Bear Hunt"

Sing the echoes in the song, "Bear Hunt"



Activity #11: Create movements to go with the song, "Bear Hunt"

Create movements to go with the song, "Bear Hunt"

You can copy the teacher in the video or make up your own.



Activity #12: Sing "Skinamarink"

Sing "Skinamarink"



Teacher's Notes: