

# Music lessons

## Grade 2 - Lesson 10 (November Week 2)

Save paper and ink! Just read the PDF and don't print it.  
All the instructions are given in the module on  
[www.musicplayonline.com](http://www.musicplayonline.com).

**Concepts:** dotted 8th-16th, m sl, tempo

### Objectives:

- I can sing and move to music
- I can use different tempos in music
- I can read and sing melody patterns (s m l)

### Songs/Activities:

- Sing "Welcome to Music"
- review #26. "Grand Old Duke" – sing, move and do tempo interactive
- Poison melody – s m l
- 32. Doggie Doggie – adapt game for Zoom or in-person
- – interactive name solfa
- Review #28. Sing for Peace
- Review #29. Make a Difference
- Thanksgiving Options: #15 Thanks a Lot #17 Fastest Turkey

## Teaching Procedure

### Activity #1: Sing the echoes to "Welcome to Music"

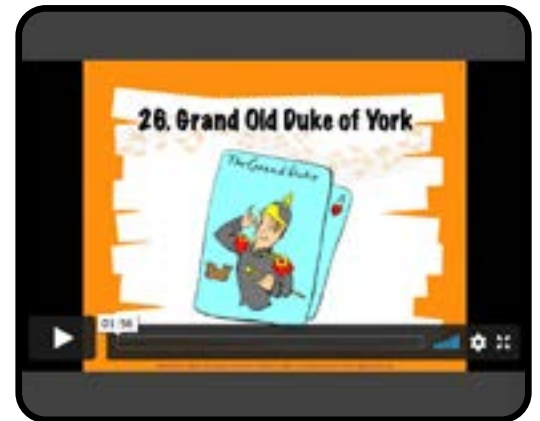
Sing the echoes to "Welcome to Music"



## Activity #2: Review the "Grand Old Duke of York"

Sing the "Grand Old Duke of York"

Can you remember how to move to the music?



## Activity #3: Review Tempo terms

Tempo tells how fast or slow to play or sing. The Grand Old Duke of York was sung at 3 tempos: moderato, allegro and presto.

Moderato means to play or sing at a moderate speed

Allegro means to play or sing fast and bright

Presto means to play or sing very fast



## Activity #4: Play along with rhythms at different tempos

Play along with rhythms at different tempos

Do Level 1, 2, 3 or 4

## **Activity #5:** Learn song #32 "Doggie Doggie" and play the game

Learn song #32 "Doggie Doggie" and play the game



## **Activity #6:** Watch how the game #32 "Doggie Doggie" is played and adapt

Watch how the game #32 "Doggie Doggie" is played and adapt as needed for Zoom or in-person lessons.



## **Activity #7:** Review "Sing for Peace" and think of ways to move to the music

Review "Sing for Peace" and think of ways to move to the music

Play the video again, and try out your movements.

Sing along if you can.



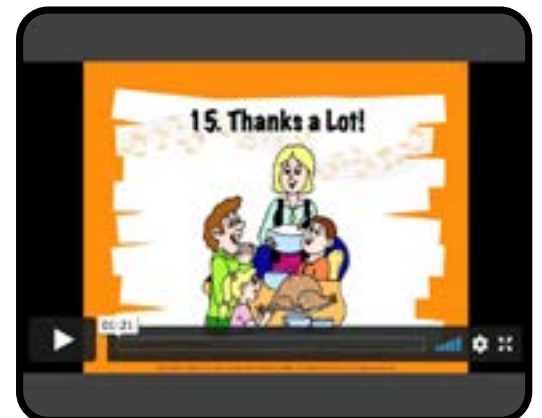
## **Activity #8:** Review "Make a Difference" and make up your own movements

Sing, "Make a Difference" and make up your own movements



## **Activity #9:** Thanksgiving Option #15 "Thanks a Lot"

Thanksgiving Option #15 "Thanks a Lot"



## **Activity #10:** Sing the echoes for #17 "I'm the Fastest Turkey"

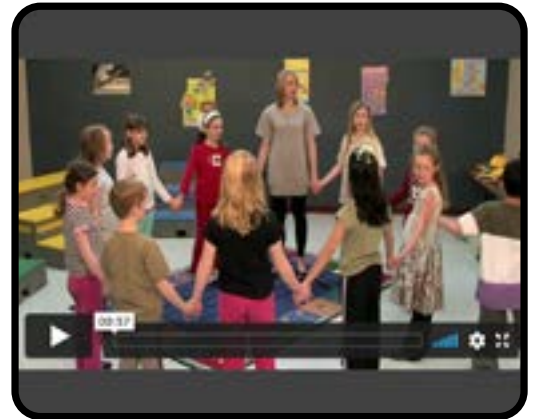
Sing the echoes for #17 "I'm the Fastest Turkey"



## **Activity #11:** Adapt the game “Fastest Turkey” for Zoom or in-person

Adapt for Zoom: invite one child to run back and forth in front of their device camera while you sing the song. The rest of the class counts how many times they saw the “turkey.”

Adapt for in-person: Go outside and play the chase game as a race game. Some teachers have been allowed to use a pool noodle to “tag” kids with. If you have enough noodles so students do not have to share, you could try the game as a chase game.



## **Activity #12:** Sing, “The Music Time is Over”

Sing, “The Music Time is Over”



Teacher's Notes: