

Music lessons

Kindergarten - Lesson 10 (November Week 2)

Save paper and ink! Just read the PDF and don't print it.
All the instructions are given in the module on
www.musicplayonline.com.

Concepts: beat, create actions, loud-quiet, echo song, fast-slow

Objectives:

- I can sing and move to music
- I can identify loud and quiet sounds

Songs/Activities:

- Sing #1 "Welcome to School"
- Thanksgiving Options for our USA teachers are at the end of the lesson.
- Move to the Beat 2
- Sing #46. "Old Navy" - sing and move
- Sing #44. "Take My Little Car" - learn about fast and slow
- Fast Slow game
- Listen and sing #47. "Rainbow World" - create movement with scarves
- review: #42 Kumbaya, #40 Tommy
- Thanksgiving options: review "Turkey Tango" (PreK), Word Rhythm (unit)
-
- Song #27 "I'm Glad I have a Nose"

Teaching Procedure

Activity #1: Sing the echoes in our welcome song

Sing the echoes in our welcome song.



Activity #2: Move to the Beat 2

Move to the Beat 2

A video is planned.

If the video isn't done, play Freeze Dance, or do your own movements to the music.



Activity #3: Sing and move to #46. "Old Navy"

Sing and move to #46. "Old Navy"

Create movements to go with the words



Activity #4: Sing and Move to the song, "Take My Little Car"

Sing and Move to the song, "Take My Little Car"



Activity #5: Play the Fast Slow game

Play the Fast Slow game

Play Fast Slow Game #15

Activity #6: Listen to the song "Rainbow World" and with paper plates or scarves.

Listen to the song "Rainbow World" and move with paper plates or scarves.

The kids demo shows a lovely performance using paper plates.



Activity #7: Watch the kids demo for movement ideas with paper plates

Watch the kids demo for movement ideas with paper plates

Sing along with the chorus if you can!



Activity #8: Review the song "Tommy Thumb" and create movements

Review to the song "Tommy Thumb"

Use ideas from the video to create movements to the song.



Activity #9: Review song #42 "Can't Wait to Hibernate"

Review song #42 "Can't Wait to Hibernate"

Make up movements to go with the chorus. For example:

"Can't wait" - clasp hands together (beg)

"to hibernate" - motion sleeping

"great!" - throw hands in the air

Invite children to choose an instrument to play along with the verses.


Play again, and sing along on all the choruses.



Activity #10: Review song #42 "Kumbaya" (optional)

Review song #42 "Kumbaya" (optional)

Invite the children to choose instruments and play along with the song.



Activity #11: Thanksgiving Options: Do the Turkey Tango

Thanksgiving Options: Do the Turkey Tango



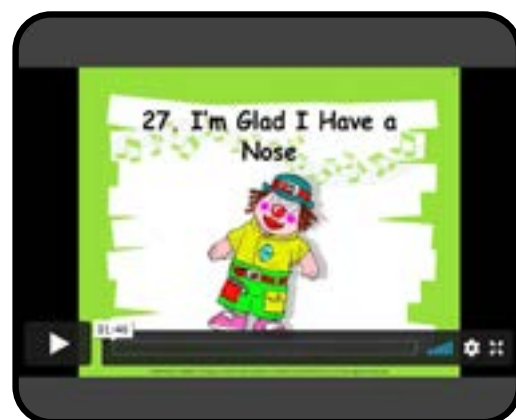
Activity #12: Thanksgiving Options: Learn the dance for the Turkey Tango

Learn the dance for the Turkey Tango



Activity #13: Thanksgiving Options: Song #27 "I'm Glad I Have a Nose"

Thanksgiving Options: Song #27 "I'm Glad I Have a Nose"




Activity #14: Thanksgiving Options: Do the Thanksgiving Word Rhythm Activity from UNITS

Thanksgiving Options: Do the Thanksgiving Word Rhythm Activity (Activity #3) from UNITS

Activity #3 Word Rhythm

Activity #15: Sing our closing song, "Skinamarink"

Sing our closing song, "Skinamarink"



Teacher's Notes: