

Music lessons

Kindergarten - Lesson 12 (November Week 4)

Save paper and ink! Just read the PDF and don't print it.
All the instructions are given in the module on
www.musicplayonline.com.

Concepts: beat, melodic direction, high-low, create movement, m s, 6/8

Objectives:

- I can sing and move to music
- I can keep the beat
- I can create movement to music

Songs/Activities:

- Sing #1 "Welcome to School"
- Learn to sing #52 "Phony Baloney"
- Listen and sing along with #53 "Barnacle Bill"
- Review #48 "Old King Glory" - adapt game for Zoom or in-person
- Review #50 Teddy Bear and review the interactive activities
- Thanksgiving options:
- review "Turkey Tango" (PreK), Word Rhythm (unit)
- Song #27 "I'm Glad I have a Nose"

Teaching Procedure

Activity #1: Sing #1 "Welcome to School"

Sing #1 "Welcome to School"



Activity #2: Learn to sing #52 "Phony Baloney"

Listen to song #52 "Phony Baloney"

Play the video again, and sing along.

While you sing, think up ways that you could move to the music.

Zoom: Choose one child to be the leader and create actions that all copy while you sing.

In-person: Choose one child to be the leader and create actions that all copy while you play the recording. Choose another child, and play the recording again.



Activity #3: Listen and sing along with #53 "Barnacle Bill"

Listen to song #53 "Barnacle Bill"

Play the video again and sing along.

Can you create movements to go with the song?



Activity #4: Review the song and play the game for #48 "Old King Glory"

Review the song and play the game.

Adapt for zoom: ask all children to sit down. Sing the song together.

The teacher should point to 3 children on the words 'the first one', 'the second one', 'the third follow me'.

Those 3 children should stand up.

Repeat until all children in class have been chosen.

Adapt for in-person: play the game as demonstrated in the kids demo but point instead of tagging. Distance as far apart as you can.

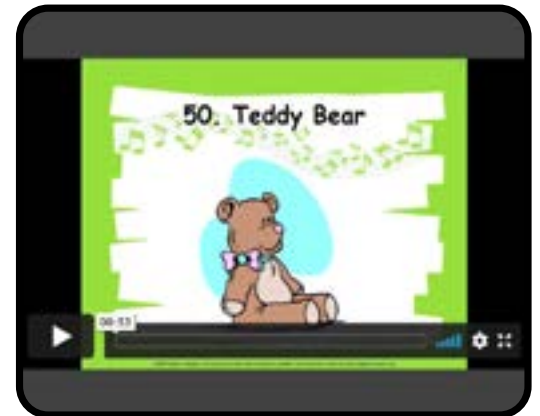


Activity #5: Review #50 "Teddy Bear"

Review the song, "Teddy Bear"

Play the video again and sing along.

Make up movements to go the song.



Activity #6: Review the interactive activities for the song, "Teddy Bear"

Review the interactive activities for the song, "Teddy Bear"

The series of interactive activities that this link will take you to will help students to understand how pitches move higher and lower.

[Launch Interactive](#)

Activity #7: Thanksgiving Options: Do the Turkey Tango

Thanksgiving Options: Do the Turkey Tango



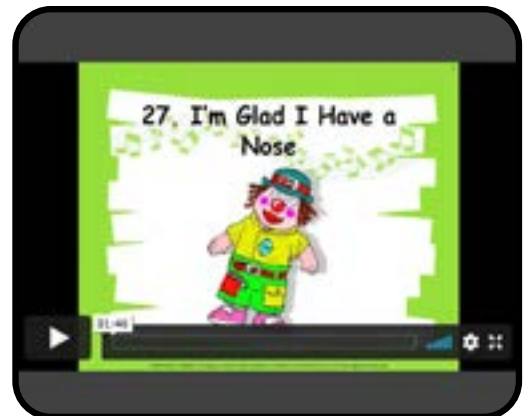
Activity #8: Thanksgiving Options: Learn the dance for the Turkey Tango

Learn the dance for the Turkey Tango



Activity #9: Thanksgiving Options: Song #27 "I'm Glad I Have a Nose"

Thanksgiving Options: Song #27 "I'm Glad I Have a Nose"




Activity #10: Thanksgiving Options: Do the Thanksgiving Word Rhythm Activity from UNITS

Thanksgiving Options: Do the Thanksgiving Word Rhythm Activity (Activity #3) from UNITS

[Activity #3 Word Rhythm](#)

Activity #11: Sing our closing song, "Skinamarink"

Sing our closing song, "Skinamarink"



Teacher's Notes: