

Music lessons

Pre-K Lesson 10 - November Week 2

Save paper and ink! Just read the PDF and don't print it.
All the instructions are given in the module on
www.musicplayonline.com.

Concepts: beat, do re mi

Objectives:

- I can keep the beat.
- I can sing and move to music.
- I can point to show how notes go higher and lower.

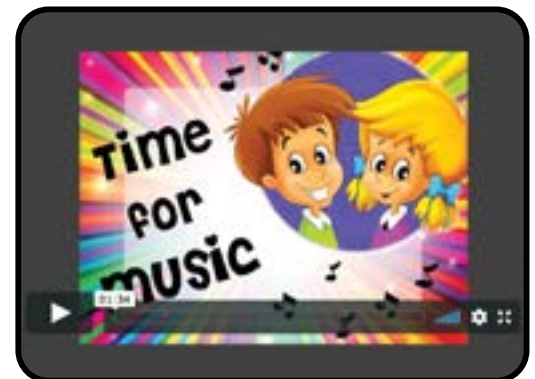
Song/Activities:

- sing #1. "Time for Music". and tap beats on beat strips after each verse
- vocal warmup - exploration cards
- Move to the Beat 2
- #40. "Poppies Red" - sing, create new verses, point to how notes go on pointing page
- #41. "Teddy Bear Hoedown" - sing, adapt dance moves (move in place)
- Review #37 "I Like Puppies"
- Review #38. "Letter B", "Bebop Bear"
- Review #39. "Bear Hunt"
- Thanksgiving options: review #23 Turkey Tango, Thanksgiving Unit

Teaching Procedure

Activity #1: Sing #1 "Time for Music" and tap on beat strips

Sing our opening song, "Time for Music" and tap the beats at the end of each verse



Activity #2: Do some vocal exploration with shape cards

Do some vocal exploration with shape cards

VIDEO COMING SOON

Note to teachers: Download these vocal exploration cards from the Vocal Warmups section

Activity #3: Move to the Beat 2

Move to the Beat 2

Copy the movements that you see in the video.

Play it again, and make up your own movements.

VIDEO COMING SOON

Activity #4: Sing "Poppies Red" and create new verses

Sing "Poppies Red" singing the verses that are given.

Invite students to think of other people that we honor when we wear poppies.
Create new verses with their ideas



Activity #5: Poppies Red Pointing Page

Poppies Red Pointing Page

If in-person, copy the pointing page for the students.

At home, if students have a printer, print the page. If not, point to the page shown.

POINTING PAGE COMING SOON

Activity #6: Learn to sing and dance to “Teddy Bear Hoedown”


Learn to sing and dance to “Teddy Bear Hoedown”

The next video has the kids demo to learn the movements.



Activity #7: Learn the dance for “Teddy Bear Hoedown”

Learn the dance for “Teddy Bear Hoedown”



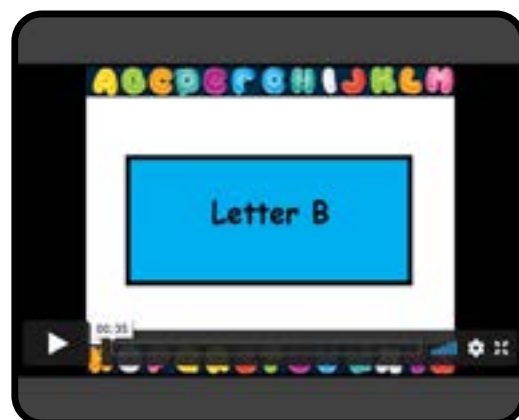
Activity #8: Review "I Like Puppies"

Review "I Like Puppies"



Activity #9: Review "Letter B"

Review "Letter B"



Activity #10: Review "Bebop Bear"

Review "Bebop Bear"



Activity #11: Optional for Thanksgiving: Review "Turkey Tango"

Optional for Thanksgiving: Review "Turkey Tango"




Activity #12: Review "Bear Hunt"

Review "Bear Hunt"



Activity #13: Sing our closing song, "Skinamarink"

Sing our closing song, "Skinamarink"



Teacher's Notes: