

Music lessons

Pre-K Lesson 12 - November Week 4

**Save paper and ink! Just read the PDF and don't print it.
All the instructions are given in the module on
www.musicplayonline.com.**

Concepts: beat, short and long, fast-slow

Objectives:

- I can keep the beat.
- I can sing and move to music.
- I can tell if sounds are long or short.

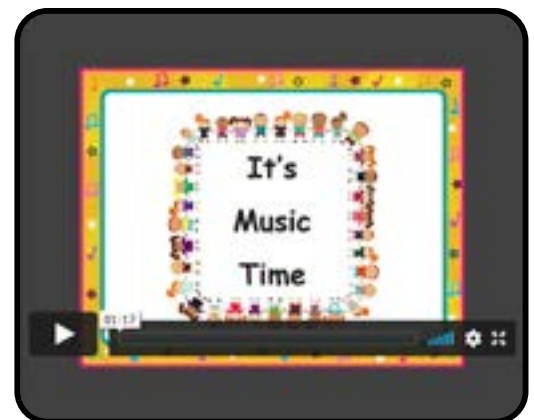
Song/Activities:

- Sing and Move to #46 "It's Music Time"
- Sing #48. "Letter H" and "Hula Hippo"
- Learn song #51 "I Like Playing in Snow" - create new verses and movements
- Review #43 "Long Short Sounds"
- Review #44 "Letter G" and "Grumpy Gorilla"
- Play along #45 "African Drums"
- Optional for Thanksgiving: Review "Turkey Tango"
- Sing "Skinamarink"

Teaching Procedure

Activity #1: Sing #46 "It's Music Time"

Sing #46 "It's Music Time"



Activity #2: Do some vocal exploration with shape cards

Do some vocal exploration with shape cards

Note to teachers: Download these vocal exploration cards from the Vocal Warmups section



Activity #3: Sing "Letter H"

Sing "Letter H"



Activity #4: Listen and Sing "Hula Hippo"

Listen and Sing "Hula Hippo"



Activity #5: Move to the song with the kids demo of "Hula Hippo" cards

Move to the song with the kids demo of "Hula Hippo".



Activity #6: Watch the kids demo and sing the song "I Like Playing in the Snow"

Sing "Letter H"

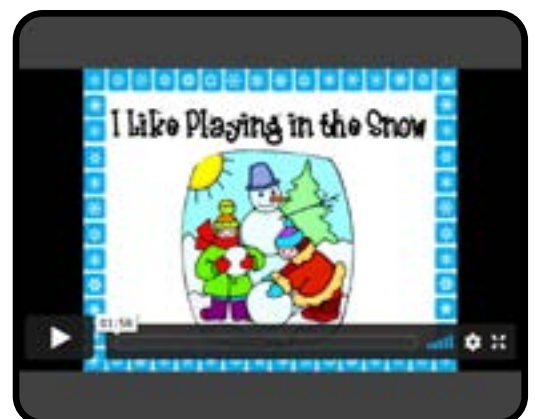


Activity #7: Sing the song "I Like Playing in the Snow"

Sing the song "I Like Playing in the Snow".

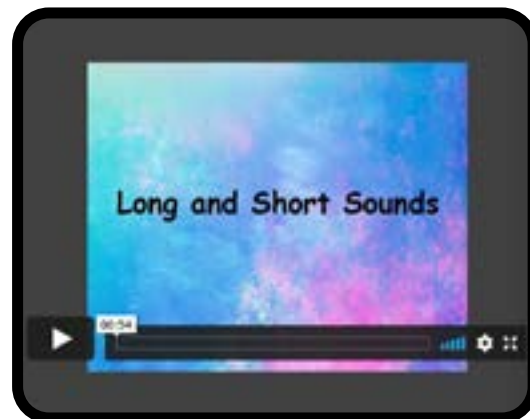
Can you create your own movements to go with the song?

Can you create new verses for this song?



Activity #8: Listen to "Long and Short Sounds"

Listen to "Long and Short Sounds"



Activity #9: Play long and short sounds using the "Mystery Box"

Choose several unpitched instruments that can play long or short sounds.

A triangle or finger cymbals resonate so they play longer sounds.

Rhythm sticks play a short sound.

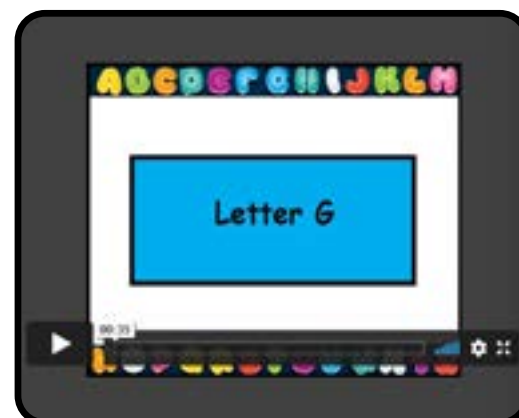
Hide the instrument so the children don't see it (maybe in the mystery box).

Play the instrument. Have the children tell you if the sound is long or short.



Activity #10: Review the song, "Letter G"

Sing the song, "Letter G"



Activity #11: Review “Grumpy Gorilla”

Review “Grumpy Gorilla”



Activity #12: Watch and move with the kids demo of “Grumpy Gorilla”

Watch and move with the kids demo of “Grumpy Gorilla”



Activity #13: Play along with #45 “African Drums”

Play along with #45 “African Drums”

Play with sticks, drums or any instrument you have available.

If you are at home, find things at home to use for instruments.



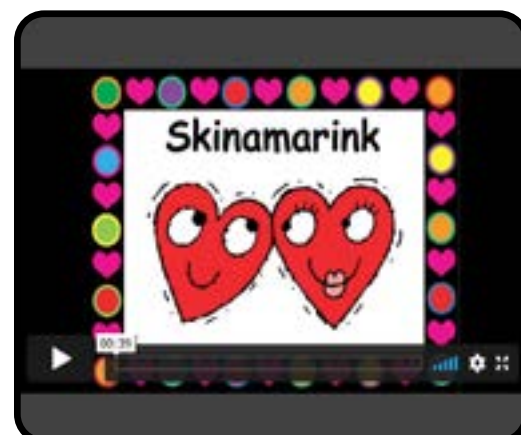
Activity #14: Optional for Thanksgiving: Review “Turkey Tango”

Optional for Thanksgiving: Review “Turkey Tango”



Activity #15: Sing our closing song, “Skinamarink”

Sing our closing song, “Skinamarink”



Teacher's Notes: