

Music lessons

Grade 3 - Lesson 15 (December Week 3)

**Save paper and ink! Just read the PDF and don't print it.
All the instructions are given in the module on
www.musicplayonline.com.**

Concepts: beat, classroom instruments, create, play along, rhythm, solfa, world instruments

Objectives:

- I can sing and move to music
- I can read and perform rhythms

Songs/Activities:

- Warm up with Overture from the Nutcracker rhythms - clap or play along
- Watch the Nutcracker story and learn about the composer
- Use hands, plates, circles to move to Waltz of the Flowers from the Nutcracker
- Request and Review:
- Review #44 "Makin' Christmas Cookies" and create movement
- Review the cup game (no passing) with "Jingle Bells"
- Review the hand clap pattern to go with "We Wish You a Merry Christmas"
- Review #39 "It's a Holiday"
- Play music games or do interactive activities

Teaching Procedure

Activity #1: Clap or play rhythms to the Overture from the Nutcracker

Warmup by clapping or playing the rhythms to the Overture from the Nutcracker



Activity #2: Watch the Nutcracker story

Watch the Nutcracker story



Activity #3: Learn about the composer of the Nutcracker, Tchaikovsky

Learn about the composer of the Nutcracker, Tchaikovsky



Activity #4: Move to Waltz of the Flowers from the Nutcracker

Move to Waltz of the Flowers from the Nutcracker

If you have paper plates, use them.

If you don't have plates, you could cut out two circles and use them.

Or you could do the movements with your hands.



Activity #5: Play Music Games - Request and Review

Invite your students to request favorite games and activities.

The link below will take you to the music games where you can explore.

[Explore the Music Games](#)

Activity #6: Explore Interactive Activities in Happy Holidays Unit

Explore Interactive Activities in Happy Holidays Unit

Activity 2: Holiday Solfa & Rhythm Interactives

[Activity 2. Holiday Solfa & Rhythm Interactives](#)

Activity #7: Optional: Review song #44 "Makin' Christmas Cookies"

Learn song #44 "Makin' Christmas Cookies"

Listen to a line of the song, then pause and sing it back.

Play the video again, and sing along!



Activity #8: Optional: Sing solfa patterns to decorate Christmas cookies

Optional: Sing solfa patterns to decorate Christmas cookies

Sing Solfa patterns to decorate cookies

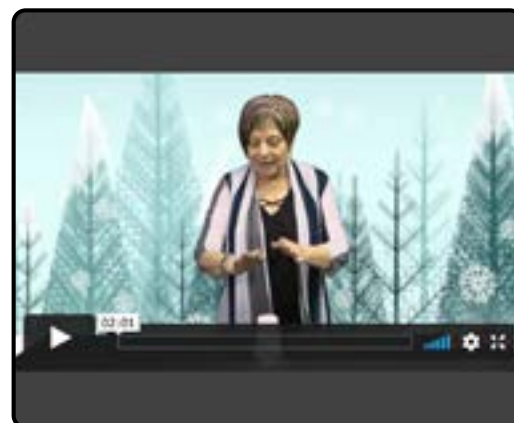
You can find other interactive activities in the Happy Holidays Unit.

Activity #9: Optional: Review the cup pattern with “Jingle Bells”

Optional: Review the cup pattern with “Jingle Bells”

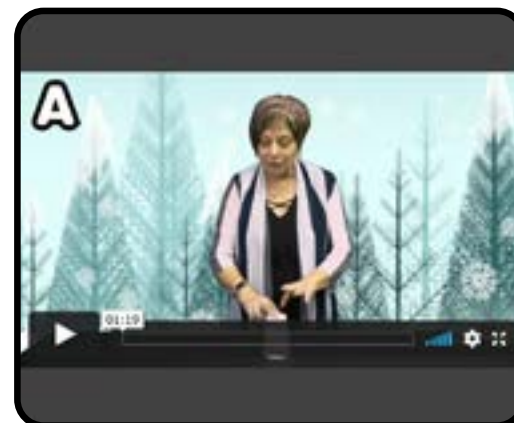
If you don't have a cup, you could use a water bottle or any small object that you can pick up.

During the pandemic, we won't pass the cup - we'll just do the pattern.



Activity #10: Optional: Review Playing on the Cups with “Jingle Bells”

Optional: Review Playing on the Cups with “Jingle Bells”



Activity #11: Optional: Watch the “Jingle Bells” Cup Game under Black Lights

Optional: Watch the “Jingle Bells” Cup Game under Black Lights



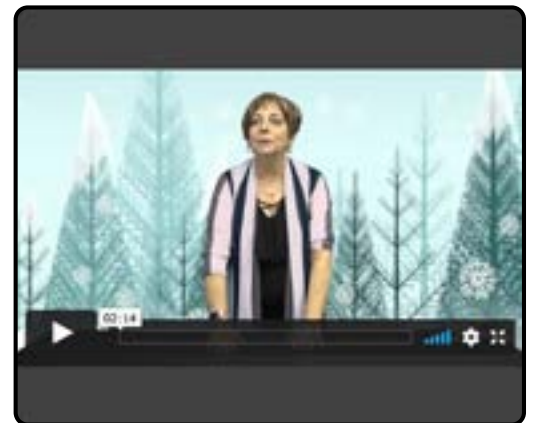
Activity #12: Optional: Learn a hand clap game to “We Wish You A Merry Christmas” - Instructions

Learn a Hand Clap Game to “We Wish You A Merry Christmas”

The cup game to “Jingle Bells” was fun!

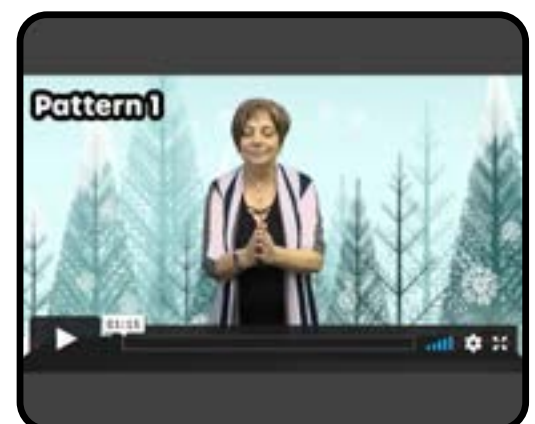
Here’s a challenge for you - learn 3 patterns, then do a Hand Clap Game.

Here’s Pattern 1-2-3




Activity #13: Optional: Try doing the hand clap game with the song, “We Wish You a Merry Christmas”

Optional: Try doing the hand clap game with the song, “We Wish You a Merry Christmas”



Activity #14: Optional: Watch a black light performance of the hand clap game

Optional: Watch a black light performance of the hand clap game



Activity #15: Optional: Review song #39 "It's a Holiday"

Optional: Review song #39 "It's a Holiday"



Teacher's Notes: