

Music lessons

Grade 1 - Lesson 32 (May Week 1)

Save paper and ink! Just read the PDF and don't print it.
All the instructions are given in the module on
www.musicplayonline.com.

Concepts: beat, listening and responding, movement, tempo

Objectives:

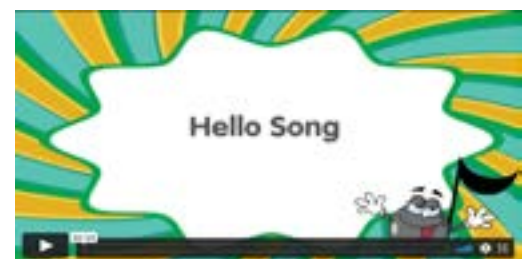
- I can sing and move to music
- I can sing by myself
- I can respond to music with movement

Songs/Activities:

- Hello song
- Do body percussion with #43 Rondeau
- review 31. Juanito - Spanish, dance
- learn to dance "La Raspa"
- #99 "Oats and Beans and Barley" move
- #97 "That's My Mom" - optional make Big Class Book or illustrate little reproducible books
- #60 "Tommy Tiddlemouse" - assess solo singing
- "Tortoises" - Carnival of the Animals, watch, move, worksheet

Teaching Procedure

Activity #1: Sing the "Hello Song"



Activity #2: Do the body percussion for Listen 1 #43 "Rondeau"

- copy the body percussion that is shown for the A, B, C, sections
- invite your students to make up new body percussion patterns and play the music again.



Activity #3: review #31 "Juanito"

- review the movements for "Juanito"
- this is a cute song for Cinco de Mayo



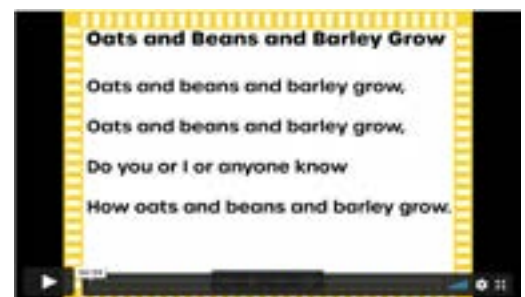
Activity #4: Dance "La Raspa" from the Dance Unit

"La Raspa" is a fun dance for Cinco de Mayo



Activity #5: "Oats and Beans and Barley Grow"

Read the words for the song "Oats and Beans and Barley Grow".



Activity #6: Listen to the song "Oats and Beans and Barley Grow"

Listen to the song "Oats and Beans and Barley Grow".

After you've heard the first part of the song, sing along with the chorus.

Play the video again and sing the whole song.



Activity #7: Watch the movements for the song "Oats and Beans and Barley Grow"

Watch the movements for the song "Oats and Beans and Barley Grow".

Sing along and copy the movements.



Activity #8: Echo sing the melody for the song "That's my Mom"

Echo sing the melody for the song "That's my Mom".

Listen to a phrase, then sing it back.



Review #9: Listen to the song "That's My Mom"

Listen to the song "That's My Mom".

Play it again and sing along!



Activity #10: Optional 1: Make a card for Mother's Day

Make a card for Mother's Day.

If you have a printer, download the printable card with the words to the song.

Save Paper! If you don't have a printer or don't want to print the card, make your own Mother's Day card.

Hugs and kisses, that's my mom,
Makes me stop and hug when I
want to run,
Hugs and kisses every day,
Just when I want to go out and play.

My mom has a lot of advice,
Don't let your sister tease that's not nice,
Brush your teeth, comb your hair,
Be polite and never swear!

Hugs and kisses, that's my mom,
Makes me stop and hug when I
want to run,
Hugs and kisses every day,
Just when I want to go out and play.

Do your homework, says my mom,
Makes me do my math when I
want to have fun,
Take a bath, wash your hair,
Then put on clean underwear.

Hugs and kisses, that's my mom,
Makes me stop and hug when I
want to run,
Hugs and kisses every day,
I wouldn't want it any other way!
I wouldn't want it any other way!

**Happy
Mother's
Day!**



Activity #11: Optional 2: Illustrate a Little Reproducible Book of "That's My Mom"

- copy the book for each child
- the children illustrate each page
- then cut it out and staple it together



Activity #12: Move Like a Tortoise to the Music

This video features the music "Tortoises" from Carnival of the Animals.

Is the tortoise fast or slow?
Is the music fast or slow?

Can you find a way to move like a tortoise to the music?

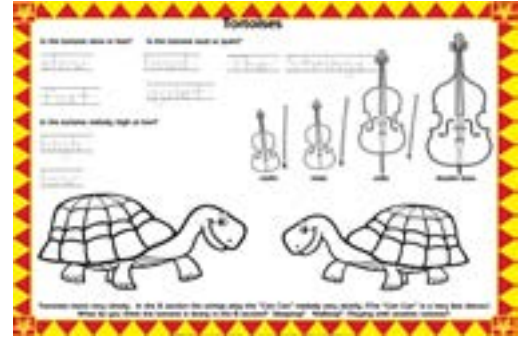
Try spider-walking or crab-walking. Will you go slow or fast?

You'll go very slowly to show that you're listening and responding to the music.



Activity #13: Do the worksheet for Tortoises

- complete the Tortoises worksheet



Activity #14: Music IS Literacy

Parents, Teachers and Administration:

Music education is important for children.

Whether in class or at home, keep our children singing, playing, moving, listening and creating music!



Teacher's Notes:

