

Music lessons

Grade 2 - Lesson 29 -updated (April Week2)

**Save paper and ink! Just read the PDF and don't print it.
All the instructions are given in the module on
www.musicplayonline.com.**

Concepts: composers, listening and responding, rhythm, solfa

Objectives:

- I can sing and move to music
- I can read and perform loud and quiet.
- I can read and perform rhythm and melody patterns.


Songs/Activities:

- #1 "Welcome to music"
- Poison Melody drum patterns
- Rhythm Playalong with Pantomime by Mozart
- Learn about Mozart - #33 Pantomime - ribbons
- review #74 "Garbage" - optional illustrate little book
- #77 "Recycle"
- Create Earth Day sound poem

Teaching Procedure

Activity #1: Sing the Song "Welcome to Music!"

Sing along to "Welcome to Music!"



Activity #2: Play Poison Melody with drm

- in Poison Melody echo every pattern, except the poison pattern



Activity #3: Play along with "Pantomime" by Mozart

In-person divide the class into 2 groups, one with drums and one with sticks

Virtual: find something to use for sticks and play along with all the parts



Activity #4: Move to the Music of Mozart


Find a scarf or a ribbon that you could move to the music.

Watch the video and copy the movements that Mrs. Gagne does.



Activity #5: Learn About Mozart

Watch the video to learn about Mozart.



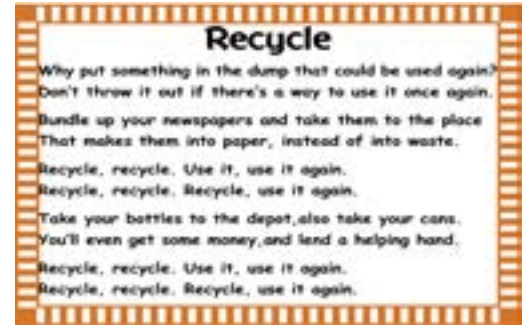
Activity #6: Learn #77 "Recycle"

Read the Words to the song, "Recycle."

Think about what the song means.

What is the song about?

What kinds of things do you recycle?



Activity #7: Learn to sing "Recycle"

Listen to the song, "Recycle."

Play the video again, and sing along.

Can you create actions to go with the song?



Activity #8: review #74 "Garbage"

- review the song

- can you create actions to go with the song?



Activity #9: Optional: Illustrate a little book of the song "Garbage"

Optional - this is a good activity for in-person classes, that are not allowed to sing



Activity #10: If time permits - Create an Earth Day poem

Create a poem for Earth Day.

Then, choose instruments or found sounds to accompany the poem



Teacher's Notes: