

# Music lessons

## Grade 2 - Lesson 32 (May Week 1)

Save paper and ink! Just read the PDF and don't print it.  
All the instructions are given in the module on  
[www.musicplayonline.com](http://www.musicplayonline.com).

**Concepts:** rhythm, timbre of voices

### Objectives:

- I can sing and move to music
- I can echo sing solfa and melodies.

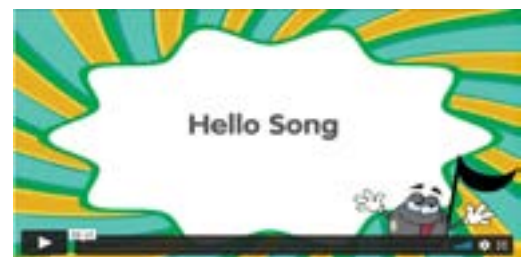
### Songs/Activities:

- Hello Song
- Learn "Juanito" - Cinco de Mayo
- Dance La Raspa
- Poison Melody drum sl
- Who's That?- game, solfa/note challenge
- #83 "Mom, You're the Best"-card, little book
- Review as time permits:
- #81 "Oh My Aunt Came Back"
- #82 "Johnny One Hammer"

## Teaching Procedure

### Activity #1: Sing the "Hello" song

- sing the echoes in the first part of the Hello song
- fill in the blanks with student names



## Activity #2: Learn "Juanito"

Read the words and the translation.

Juanito	
Juanito cuando baila, baila, baila, baila. Juanito cuando baila, baila con el dedo, con el dedo, ito, ito. Así baila Juanito. con el pie, pie, pie con la rodilla, dilla, dilla... con la cadera, dera, dera... con la mano, mana, mana... con el codo, codo, codo... con el hombro, hombro... con la cabeza, eza, eza...	When Juanito dances, dances, dances, dances. When Juanito dances, he dances with the pinky, with the pinky, pinky, pinky. This is how Juanito dances. with the foot, foot, foot with the knee, knee, knee with the hip, hip, hip with the hand, hand, hand with the elbow, elbow, elbow with the shoulder, shoulder... with the head, head, head

## Activity #3: Copy the movements for the song, "Juanito"

- copy the movements



## Activity #4: Sing along with "Juanito"

- listen to a line, then pause the video and sing it back



## Activity #5: Learn to dance "La Raspa"

- copy the movements, modifying as needed
- if in person and not permitted to have a partner, modify that section
- ideas for modifying might be to circle around your desk
- at home, use a stuffed animal for a partner

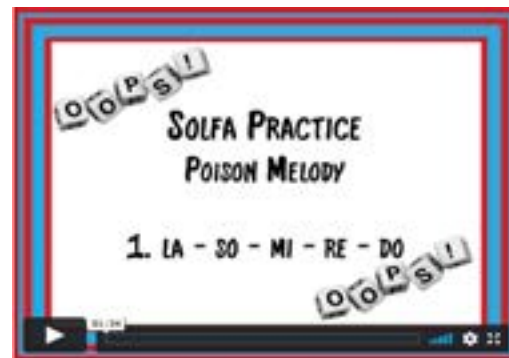


## Activity #6: Play Poison Melody With drm sl Patterns

Play Poison Melody with drm sl patterns.

The poison pattern will be sung.

Echo all the patterns, except the poison pattern.



## Activity #7: Sing the Song, "Who's That?"

Learn the song, "Who's That?"

1. read the rhythms
2. if you know the solfa notes, sing it in solfa
- or -
3. play a line and have the students sing it back



## Activity #8: Watch the Class Play the Game "Who's That?"

Watch the class play the game "Who's That?".

Adapt the game as needed:

Virtual: Choose 2 guessers who cover eyes. Then choose two soloists who unmute. All sing, but only the soloists sing "Mommy's tapping at the window" and "Daddy's knocking on the door." The guessers try to guess

In-person: if not allowed to sing, have the soloists clap the rhythm of the words while you play the recording. Then, the guessers have to guess who clapped rhythm 1 and who clapped rhythm 2.



## **Activity #9:** Read the Words for the Song, "Mom, You're the Best!"

Read the words for the song, "Mom, You're the Best!".



## **Activity #10:** Learn the Melody for the Song, "Mom, You're the Best!"

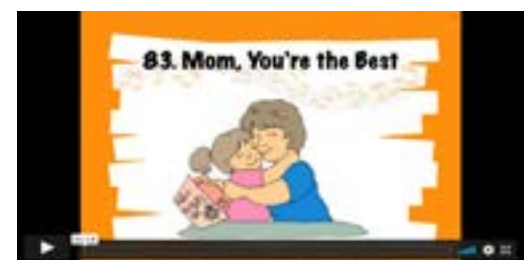
Learn the melody for the song, "Mom, You're the Best!".

The singer will sing a phrase. Then you sing!



## **Activity #11:** Learn the Movements the song "Johnny One Hammer"

Sing and copy the movements for the song "Johnny One Hammer"



## Activity #12: Optional 1: Make a Card for Mother's Day

Make a card for Mother's Day.

If you have a printer, download the printable card with the words to the song.

Save Paper! If you don't have a printer or don't want to print the card, make your own Mother's Day card.

Mother's Day we stop to say  
Hope you have a special day,  
Bring you breakfast in your bed,  
Oops! The toast fell on your head!

Chorus: Mom, you're the best! (clap)  
Better than all the rest! (clap)  
In my eyes you're number one,  
I'm totally impressed! (clap)

Spilled some coffee on the floor,  
Wipe it up and pour some more,  
You won't mind if we make mess,  
'Cause you know we tried our best!

Chorus: Mom, you're the best! (clap)  
Better than all the rest! (clap)  
In my eyes you're number one,  
I'm totally impressed! (clap)

**Happy  
Mother's  
Day!**



## Activity #13: Optional 2: Illustrate a little book of the song



## Activity #14: Review #81 "Oh My Aunt Came Back"

- review if time permits



## Activity #15: Review #82 "Johnny One Hammer"

- review the singing game if time permits

If in-person and can't sing, play the recording and do the movements



## Activity #16: Music IS Literacy

Parents, Teachers and Administration:

Music education is important for children.

Whether in class or at home, keep our children singing, playing, moving, listening and creating music!



Teacher's Notes: